

2018 November Water Bond Act Initiative

SIERRA NEVADA

COMMUNITY AND WATER BENEFITS

Status of Prop. 1 funds

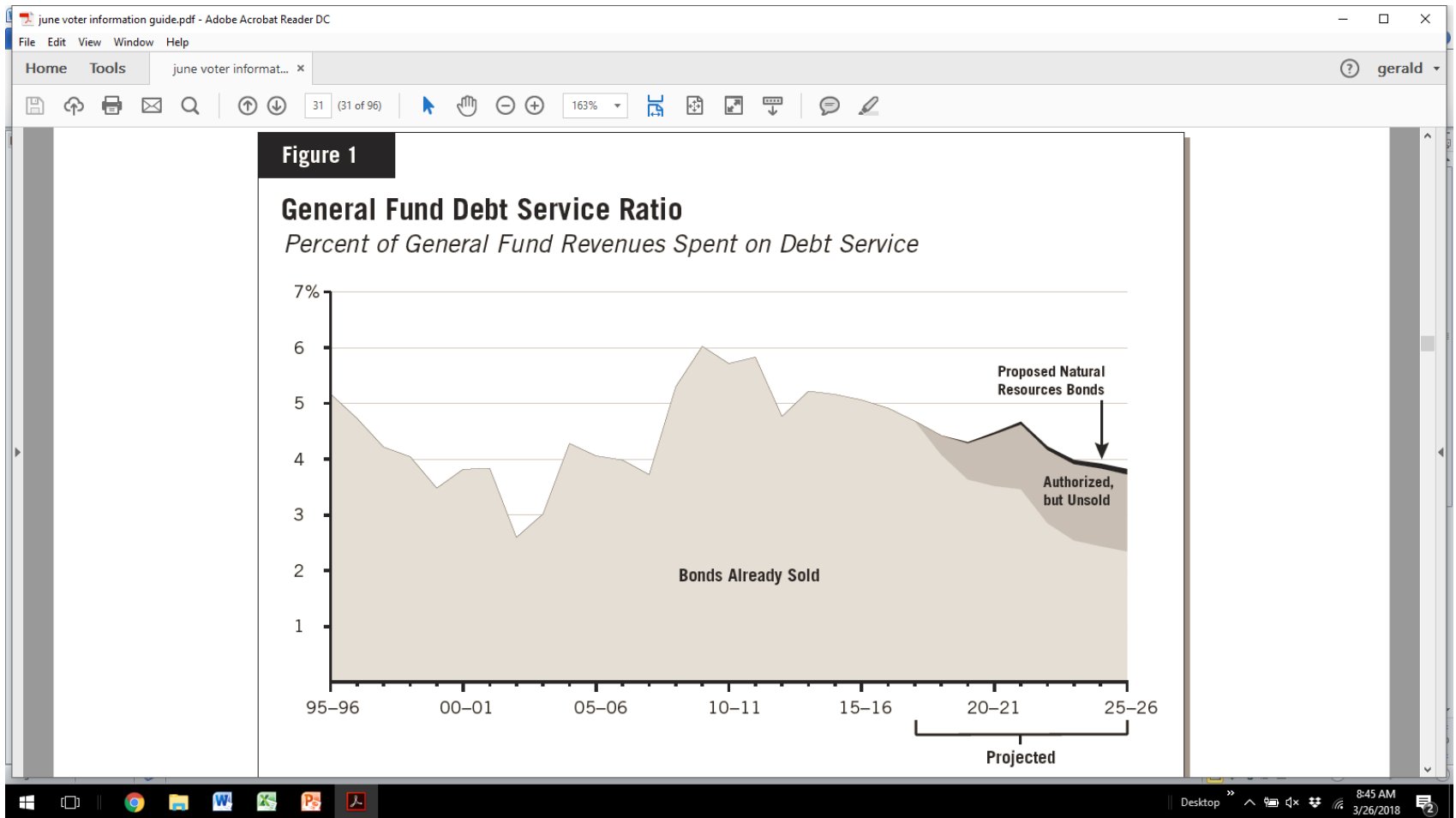
\$2.7 billion in storage funds to be allocated by California Water Commission in 2018.

Of remaining \$4.8 billion, \$1 billion is still to be allocated by legislature.

Prop. 1 funds will be largely exhausted by 2019.


Proposition 68

- Legislative bond: SB 5 (DeLeon)
- June vs November
- Small overlap (18%)
- Voters forget after 5 months
- Need for compatible campaigns








 Dusty Vaughn · Rim Fire 2013

×



<

>

Options





Before Restoration



After Restoration



PROGRAMS OF INTEREST TO Mountain COUNTIES

\$100 million. CalFire and Sierra Nevada Conservancy for watershed restoration after fire (federal lands eligible)

\$200 million. Sierra Nevada Conservancy for watershed improvement, including dead tree removal and fire preparation (federal lands eligible)

\$750 million. Safe Drinking Water and Wastewater disposal for rural, small and disadvantaged communities

\$150 million. Central Valley Flood Plan Implementation

\$100 million. Lake Tahoe Stormwater Management, sediment control, wetlands restoration

\$5 million. Integrated Regional Water Management Coordination

\$60 million. Grants to Resource Conservation Districts and agricultural land protection

\$100 million. Weed reduction and other land treatment for water conservation.

\$640 million. Groundwater: Sustainable Groundwater Management Act Implementation.

DWR definition of disadvantaged communities

In property to be acquired by Wildlife Conservation Board, preference given to nonprofits that pay property tax.

Reduced cost share for communities of less than 100,000.

Resource Conservation Districts are eligible to compete for all other funds in the bond act.

- (f) Agencies considering proposals for acquisition of lands shall also consider the ability of the proposed final owner of the land to maintain it in a condition that will protect the values for which it is to be acquired, and to prevent any problems that might occur on neighboring lands if the land is not properly managed.

KEY FUNDING CATEGORIES

• Safe Drinking Water	\$500 million
• Wastewater for DACs	\$250 million
• Urban Water Conservation	\$300 million
• Agricultural Water Conservation	\$50 million
• Wastewater Recycling	\$400 million
• Desalting (inland)	\$400 million
• SGMA Compliance	\$675 million
• Flood Management	\$500 million
• Oroville Dam Repair	\$200 million
• Repair Friant Kern Canal	\$750 million
• Salton Sea	\$200 million
• Stormwater	\$550 million
• Fish Habitat & Waterfowl Habitat	\$1450 million
• Watershed restoration	\$2400 million

**WATER SUPPLY BENEFITS OF THE
WATER SUPPLY AND CLEAN WATER BOND INITIATIVE
BASED ON INVESTMENT AND REQUIRED MATCHING FUNDS
DROUGHT YEAR SUPPLIES**

SOURCE	SUPPLY IN ACRE FEET/YEAR
WASTEWATER RECYCLING	124,000
DESALTING	70,000
STORMWATER CAPTURE	101,000
URBAN WATER CONSERVATION	589,000
WATERSHED MANAGEMENT AND TREATMENT	661,000
REPAIR OF FLOOD CONTROL DAMS	20,000
REPAIR OF FRIANT KERN CANAL	100,000
TOTAL	1,665,000

An urban family in California uses .5 acrefeet per year.

History of voting on California Water Bonds

Year

1960	burns porter act. Bond. Established state water project.
1970	recreation at state water project; fish and wildlife enhancement
	clean water bond act
1974	clean water bond act
1976	safe drinking water bond act
1978	clean water and water conservation bond
1980	amend safe drinking water bond act of 1976
1984	safe drinking water bond act
	clean water bond act
1986	water conservation and water quality bond
	safe drinking water bond act
1988	water conservation bond act
	clean water and water reclamation bond act
	safe drinking water bond act
1990	water resources bond act
1996	safe reliable water supply bond act
2000	parks, water, air coast bond act
	water bond act
2002	parks, water, air, coast bond act
	water quality supply safe drinking water initiative
2006	water bond act initiative
	Disaster preparedness and flood prevention
2014	water Quality, Supply, Treatment, Storage

Impact of Central Valley Vote

Prop. 50 (2002)

Statewide 55

Central Valley 42

Prop 84 (2006)

Statewide 54

Central Valley 46

Prop 1 (2014)

Statewide 67

Central Valley 65

- **Prop. 1 water bond statewide (2014: 67%)**
- **Measure AA SF Bay Restoration (2016: 70%)**
- **Governor position; candidates for Governor**
- **Strong inter-sector support**
 - **California Building Industry Association, California Chamber of Commerce, Sierra Business Council**
 - **Ducks Unlimited, California Waterfowl Association, Sierra Nevada Alliance, Ca Native Plant Soc.**
 - **Association of California Water Agencies, No. Calif. Water Assoc., So. Cal. Water Committee, RCRC**
 - **Rice, Fresh Fruit, Pistachio, Dairy, Ag council, Cotton**
 - **EJ: Community Water Center, Leadership Counsel for Justice and Accountability**